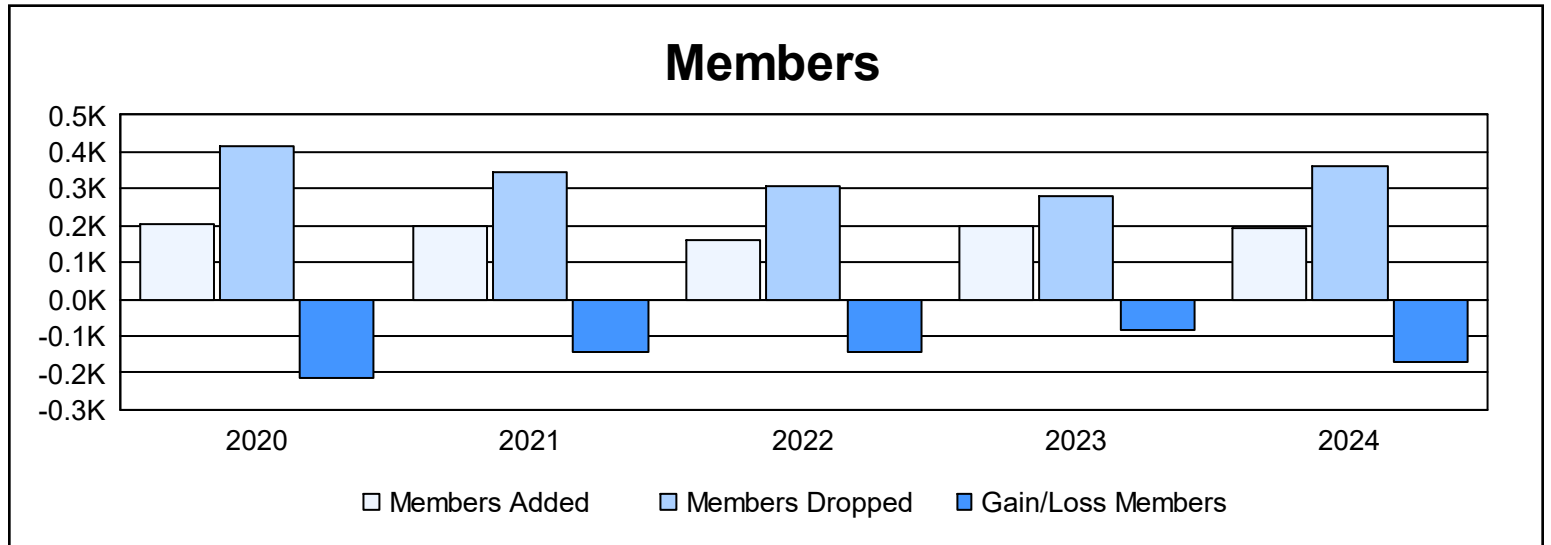
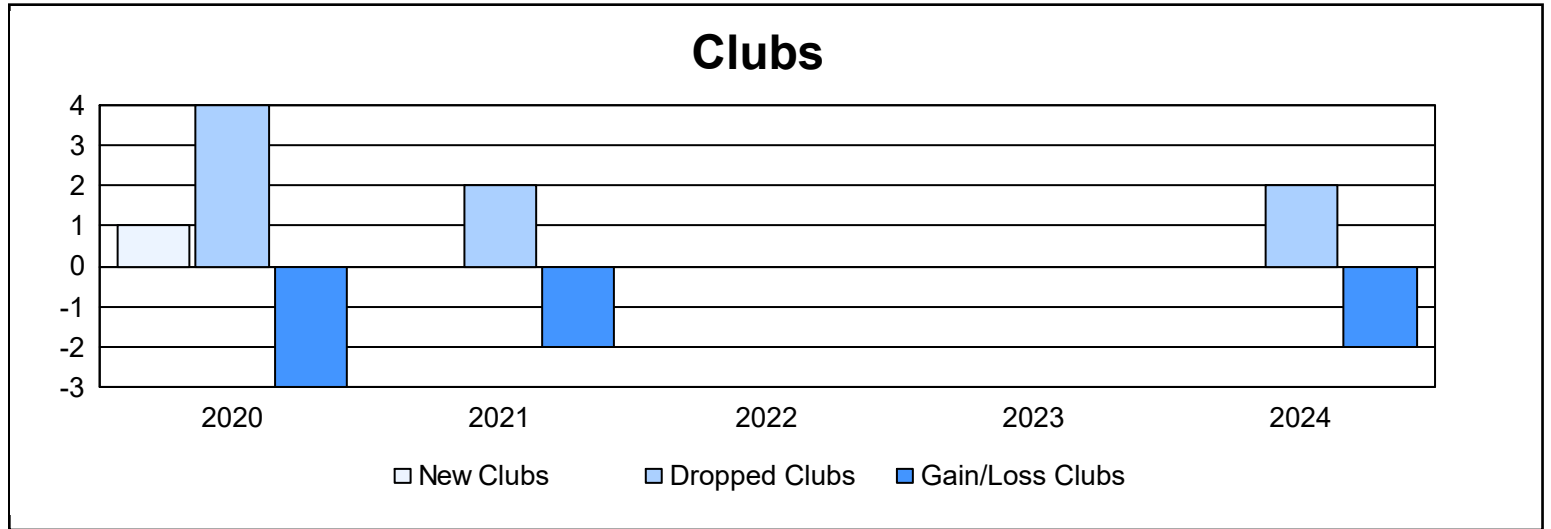
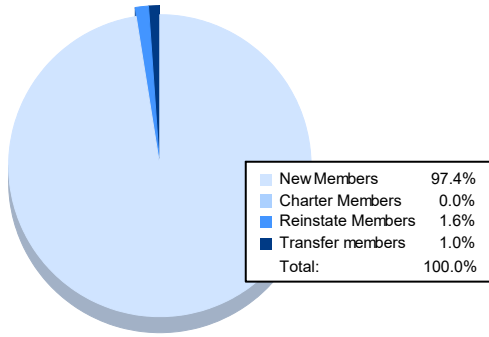


Year	New Clubs	Dropped Clubs	Gain/ Loss Clubs	New Members	Charter Members	Reinstate Members	Transfer Members	Total Member Added	Total Members Dropped	Gain/ Loss Members
2019-2020	1	4	-3	170	21	10	3	204	416	-212
2020-2021	0	2	-2	184	2	5	7	198	344	-146
2021-2022	0	0	0	147	1	12	3	163	308	-145
2022-2023	0	0	0	189	1	8	1	199	281	-82
2023-2024	0	2	-2	186	0	3	2	191	360	-169
<b>Average</b>	<b>0</b>	<b>2</b>	<b>-1</b>	<b>175</b>	<b>5</b>	<b>8</b>	<b>3</b>	<b>191</b>	<b>342</b>	<b>-151</b>



### Membership Composition June 2024 Cumulative



### Gender Composition June 2024 Cumulative

